





Installation Diagram of Wireless Module



Install antenna of the emitter



Install antenna of the receiver




Emitter

Interactive Whiteboard

USB Connection Cable

DC Power with 5V and 1A

Connect the emitter with the PC



Receiver

Connect the receiver with the interactive whiteboard